



NESHAMINY SCHOOL DISTRICT

Info Sheet

ALL THE TIME
ALL KIDS
ALL OPTIONS

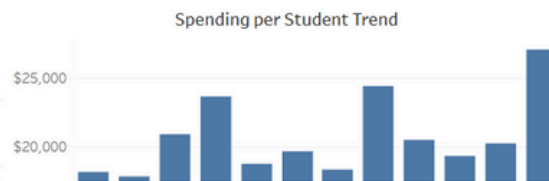
Average Teacher Salary 2023-24

Neshaminy SD \$94,155
State Average \$70,936

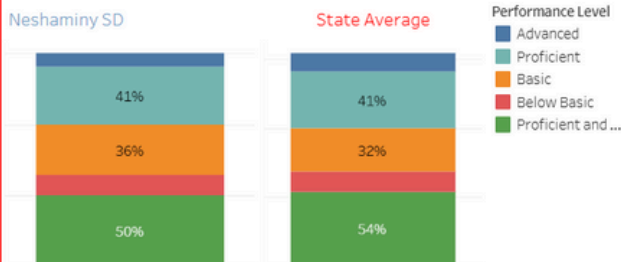


Spending per Student 2023-24

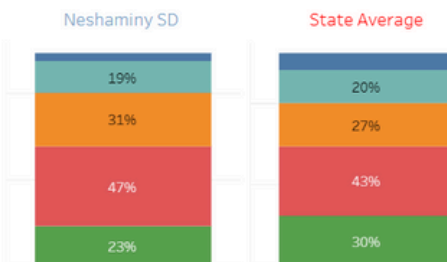
Neshaminy SD \$20,774
State Average \$18,353



8th Grade English Performance



8th Grade Math Performance



Tax on \$300,000 Home (median value in PA)

Neshaminy SD \$5,340
State Average \$5,616

Funding Sources Percentages

Neshaminy SD		State Average	
Federal Revenue	1.9%	State Revenue	24%
Local Other	2.6%	Federal Revenue	4%
Local Taxes	38.9%	Other Revenue	36%
Other Revenue	41.5%	Local Other	3%
State Revenue	15.1%	Local Taxes	33%

<https://public.tableau.com/shared/763QWBHRN>

District Details (2023-2024 school year; Fiscal data from 2021-2022)

	Amount	Amount per Student	Percent
Total Revenue:	\$196,990,000	\$21,202	
Revenue by Source			
Federal:	\$8,541,000	\$919	4%
Local:	\$139,998,000	\$15,068	71%
State:	\$48,451,000	\$5,215	25%
Total Expenditures:	\$195,479,000	\$21,040	
Total Current Expenditures:	\$169,166,000	\$18,208	
Instructional Expenditures:	\$113,791,000	\$12,247	67%
Student and Staff Support:	\$16,256,000	\$1,750	10%
Administration:	\$14,654,000	\$1,577	9%
Operations, Food Service, other:	\$24,465,000	\$2,633	14%
Total Capital Outlay:	\$3,867,000	\$416	
Construction:	\$2,252,000	\$242	
Total Non EI-Sec Education & Other:	\$752,000	\$81	
Interest on Debt:	\$3,885,000	\$418	

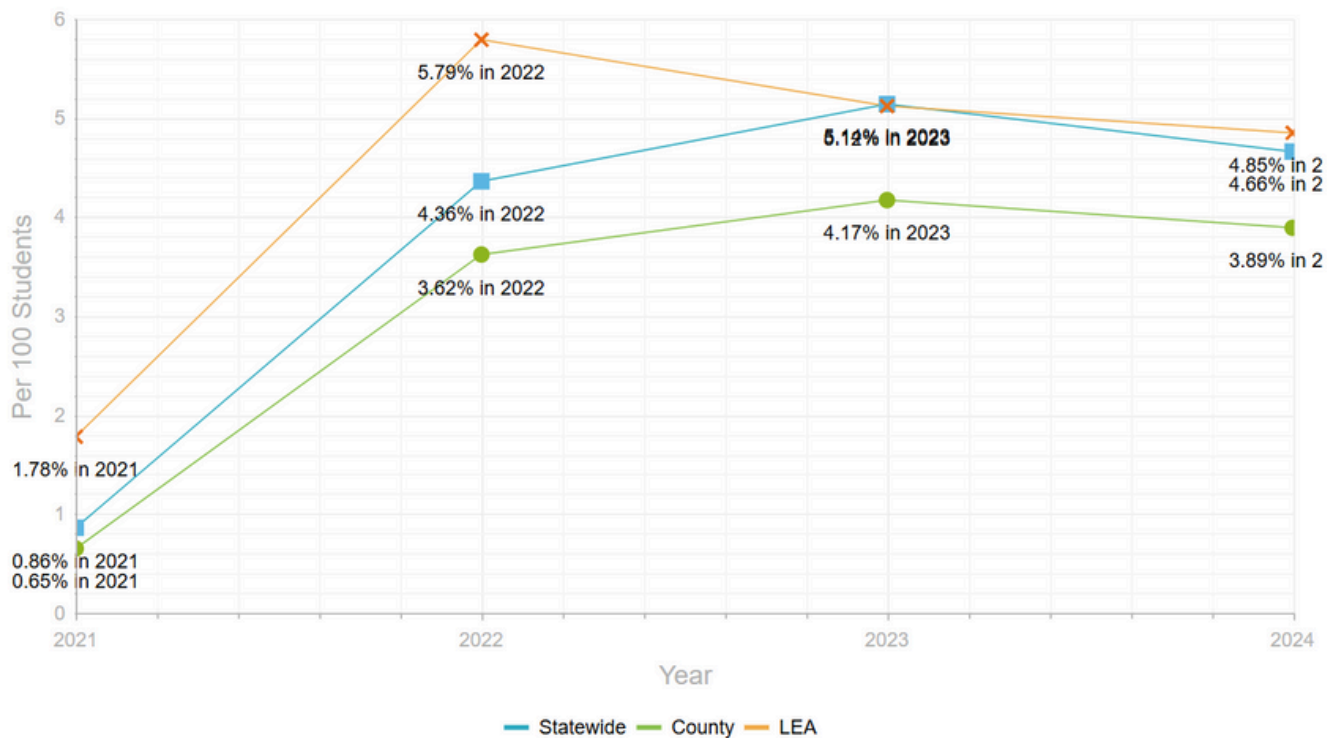
Note: Details do not add to totals due to rounding.

Note: Fiscal data (including per pupil count used in this table) from 2021-2022.

Source: [https://nces.ed.gov/ccd/districtsearch/district_detail.asp?](https://nces.ed.gov/ccd/districtsearch/district_detail.asp?Search=1&details=1&InstName=neshaminy&State=42&NumOfStudentsRange=more&NumOfSchoolsRange=more&ID2=4216410)

Search=1&details=1&InstName=neshaminy&State=42&NumOfStudentsRange=more&NumOfSchoolsRange=more&ID2=4216410

Incident History - 4 Year



Display Filter:

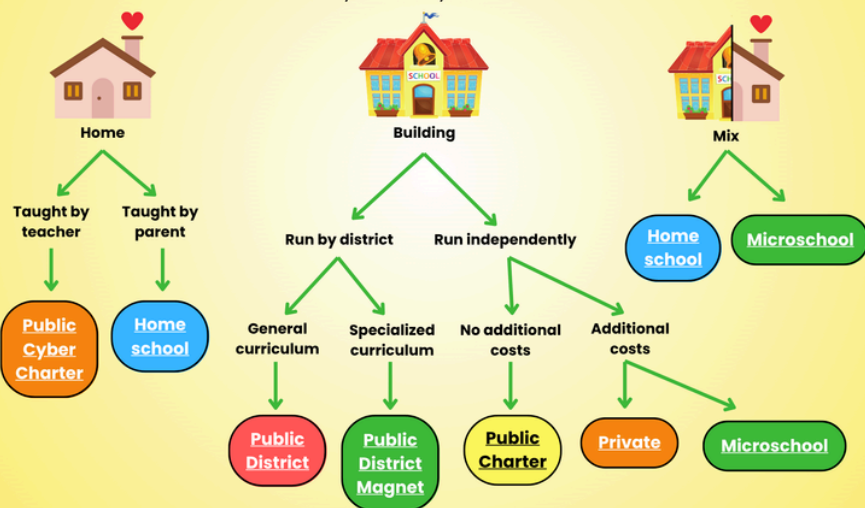
☒ All Types
 ☐ Violence
 ☐ Weapons
 ☐ Drug & Alcohol
 ☐ Tobacco
 ☐ Property

Source: <https://www.safeschools.pa.gov/HistoricV2/School.aspx>



Guide to Choosing an Education Model for Your Child

Start here!
Where do you want your child to learn?



July 2025

350 Towne Square Way #97796
Pittsburgh, PA 15227
sharon.sedlare@paedchoice.org
(412) 606-0766



paedchoice.org/contact-us-form/

@paedchoice

 @pafamiliesforedchoice