

COUNCIL ROCK SCHOOL DISTRICT



Info Sheet

ALL THE TIME
ALL KIDS
ALL OPTIONS

Average Teacher Salary 2023-24

Council Rock SD

\$101,300

State Average

\$70,936

Salary Trend



Spending per Student 2023-24

Council Rock SD

\$21,670

State Average

\$18,353

Spending per Student Trend



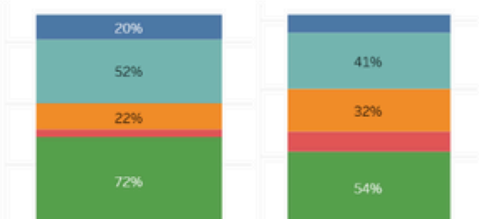
8th Grade English Performance

Council Rock SD

State Average

Performance Level

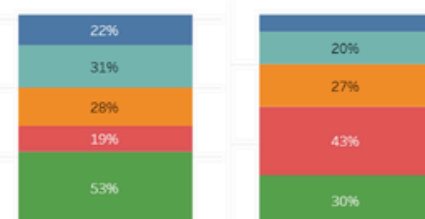
Advanced
Proficient
Basic
Below Basic
Proficient and ...



8th Grade Math Performance

Council Rock SD

State Average



Tax on \$300,000 Home (median value in PA)

Council Rock SD

\$4,830

State Average

\$5,616

Funding Sources Percentages

Council Rock SD

State Average

Federal Revenue	0.6%	State Revenue	24%
Local Other	2.1%	Federal Revenue	4%
Local Taxes	41.5%	Other Revenue	36%
Other Revenue	43.6%	Local Other	3%
State Revenue	12.1%	Local Taxes	33%

<https://public.tableau.com/shared/292PY3NB2>

District Details (2023-2024 school year; Fiscal data from 2021-2022)

Fiscal

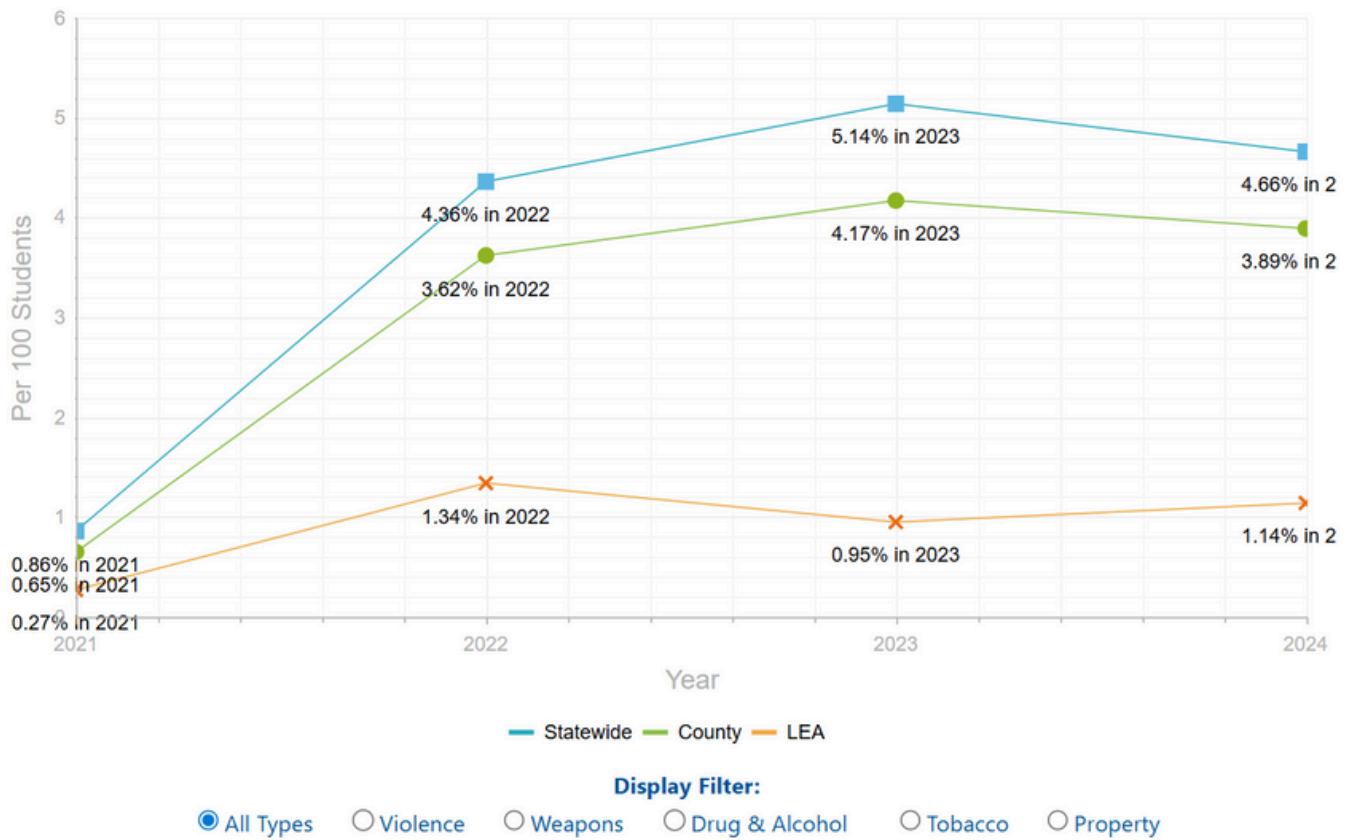
	Amount	Amount per Student	Percent
Total Revenue:	\$265,982,000	\$25,455	
Revenue by Source			
Federal:	\$6,396,000	\$612	2%
Local:	\$203,219,000	\$19,449	76%
State:	\$56,367,000	\$5,394	21%
Total Expenditures:	\$276,243,000	\$26,437	
Total Current Expenditures:	\$218,662,000	\$20,927	
Instructional Expenditures:	\$150,854,000	\$14,437	69%
Student and Staff Support:	\$17,769,000	\$1,701	8%
Administration:	\$18,214,000	\$1,743	8%
Operations, Food Service, other:	\$31,825,000	\$3,046	15%
Total Capital Outlay:	\$39,936,000	\$3,822	
Construction:	\$34,505,000	\$3,302	
Total Non EI-Sec Education & Other:	\$692,000	\$66	
Interest on Debt:	\$7,263,000	\$695	

Note: Details do not add to totals due to rounding.

nces.ed.gov/ccd/districtsearch/district_detail.asp?Search=1&InstName=council+rock&State=42&NumOfStudentsRange=more&NumOfSchoolsRange=more&ID2=4206960&details=

[council+rock&State=42&NumOfStudentsRange=more&NumOfSchoolsRange=more&ID2=4206960&details=](https://nces.ed.gov/ccd/districtsearch/district_detail.asp?Search=1&InstName=council+rock&State=42&NumOfStudentsRange=more&NumOfSchoolsRange=more&ID2=4206960&details=)

Incident History - 4 Year

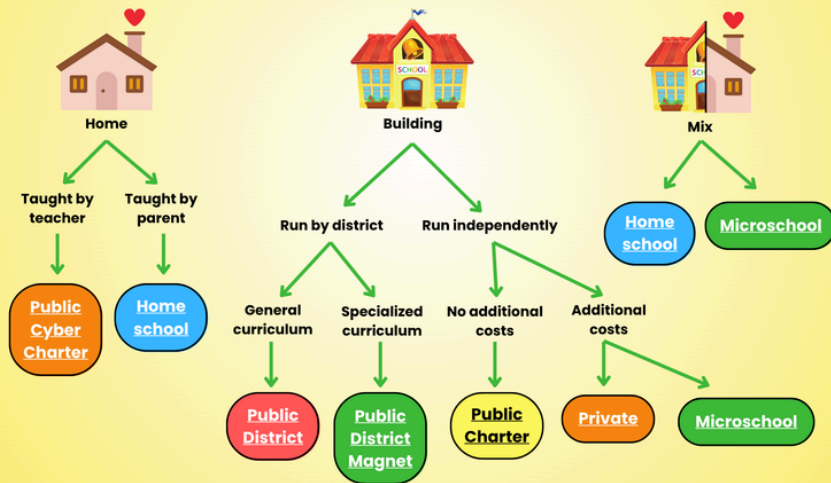


<https://www.safeschools.pa.gov/HistoricV2/School.aspx>



Guide to Choosing an Education Model for Your Child

Start here!
Where do you want your child to learn?



July 2025

350 Towne Square Way #97796
Pittsburgh, PA 15227
sharon.sedlare@paedchoice.org
(412) 606-0766



paedchoice.org/contact-us-form/



@paedchoice



@pafamiliesforedchoice